

AYUDA'S 2022 IMPACT HIGHLIGHTS

Data collected during Ayuda's FY2022, October 1, 2021 - September 30, 2022.



3,047

IMMIGRANTS RECEIVED
LEGAL & SOCIAL SERVICES

177


RECENTLY BUSED
MIGRANTS RECEIVED
LEGAL ORIENTATIONS

150

FAMILIES RECEIVED
CASE MANAGEMENT &
EMERGENCY SUPPORT


330

FAMILIES
RECEIVED



\$327K

IN FINANCIAL
ASSISTANCE



13K

POUNDS
OF FOOD

13,314

LANGUAGE ACCESS
SERVICES PROVIDED IN

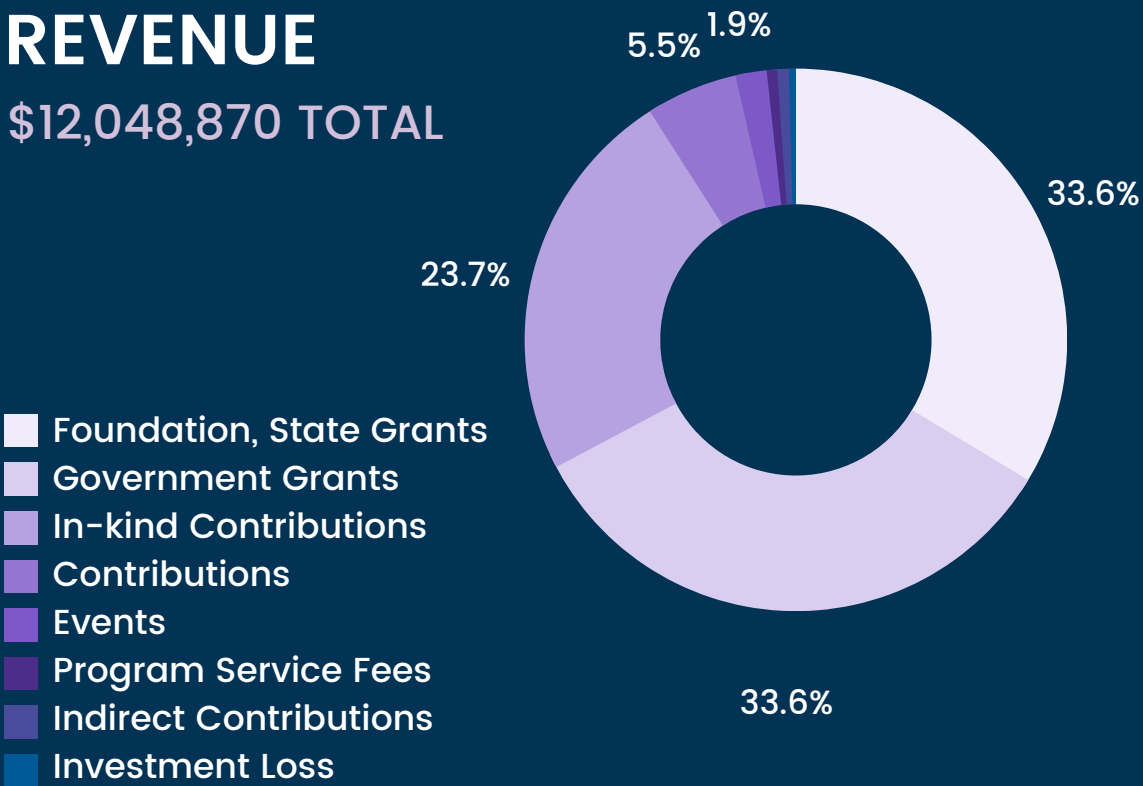
55

LANGUAGES

FINANCIAL SNAPSHOT

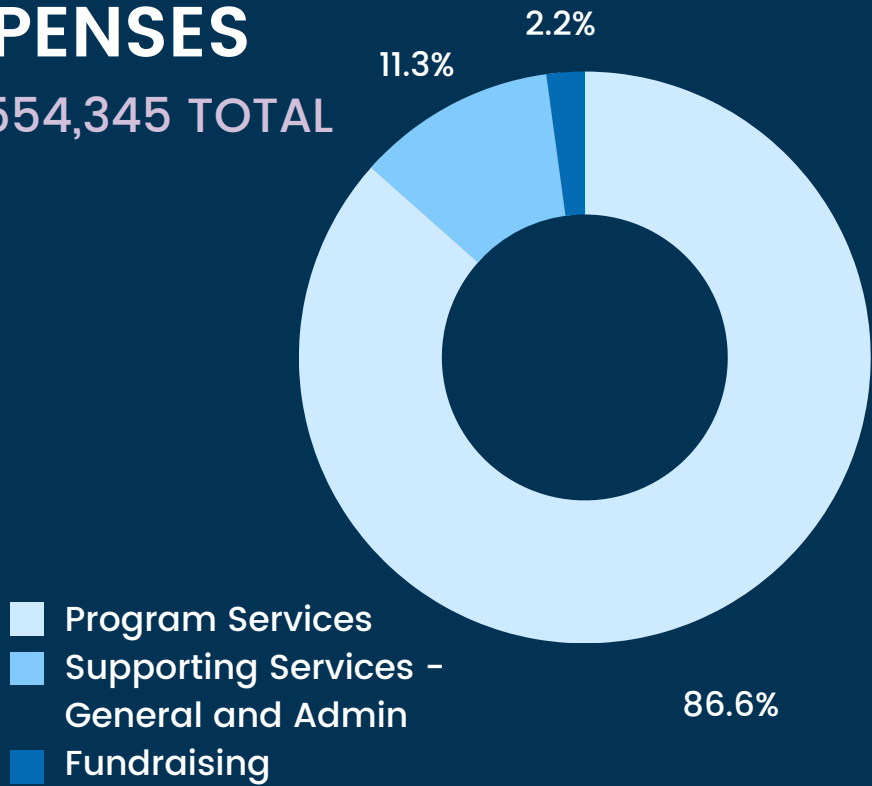
REVENUE

\$12,048,870 TOTAL



EXPENSES

\$11,554,345 TOTAL



[CLICK/SCAN TO
SUPPORT OUR WORK](#)



[CLICK/SCAN FOR OUR
50TH BDAY PARTY](#)

